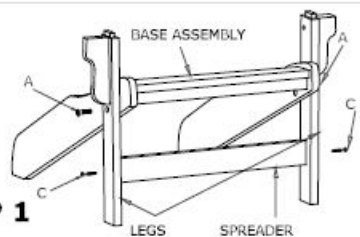


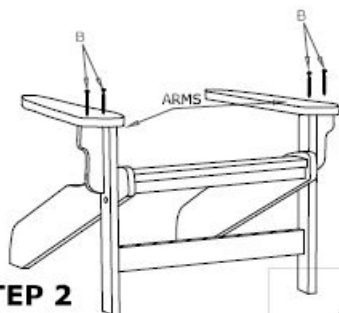
SHORELINE ADIRONDACK CHAIR

Recycled Poly Furniture



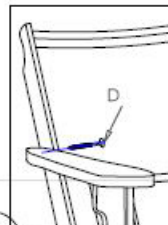
STEP 1

Attach spreader to legs with screws (C) as shown. Bolt legs to base assembly using bolts (A).



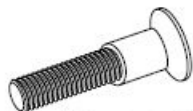
STEP 2

Fit arms on top of legs and attached with screws (B) through top as shown.



STEP 3

Bolt back assembly to base assembly using 2 bolts (A) on each side as shown. Attach arm to seat back using Large Head Screws (D).



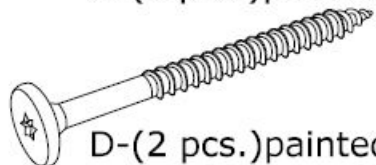
A-(6 pcs.)



B-(4 pcs.) painted



C-(2 pcs.) painted



D-(2 pcs.) painted

LIST OF PARTS

Back Assembly (1)
Base Assembly (1)
Legs (2)
Spreader (1)
Arms (1R) (1L)
Chair Bolts "A" (6)
Colored Screws "B" (4)
Colored Screws "C" (2)
Colored Screws "D" (2)
Insert Bit Tool (1)